


## Heart Block – January 2025




From pinks or reds (no different colors) cut  
6 strips 2 ½" x 12 ½"

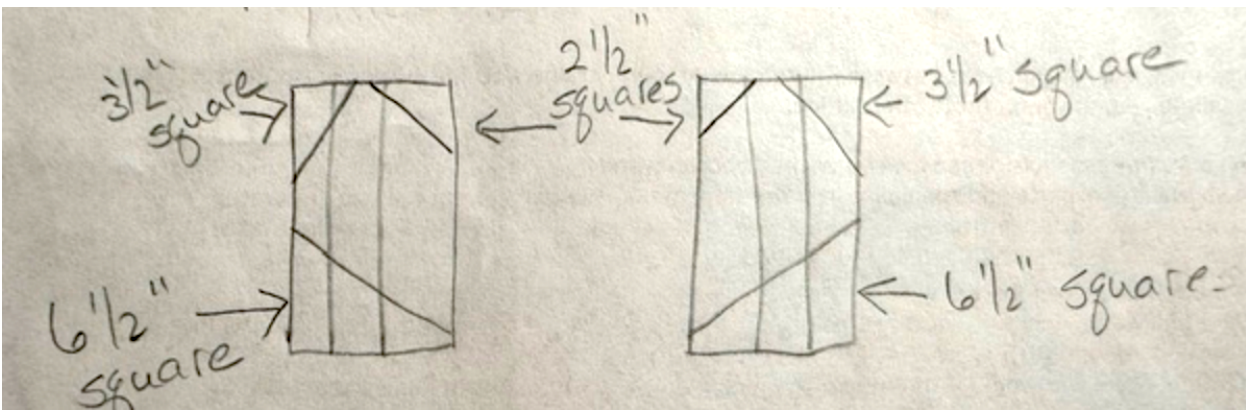
Sew 3 together and then sew another 3 together (to make 2 sets).



From white or white on white fabric cut  
2 squares 2 ½" - center of top  
2 squares 6 ½" - bottom sides  
2 squares 3 ½" - top outside



These are mirror images:



Sew on the diagonal lines.





Trim 1/4" away from the stitching lines (this will remove the excess from behind the white). Press the triangles away from the strips.



Sew the 2 halves together, and press toward the right.