


Two for One Blocks – March and April 2025

The examples show blue and yellow fabrics but use whatever colors you'd like!

Block 1



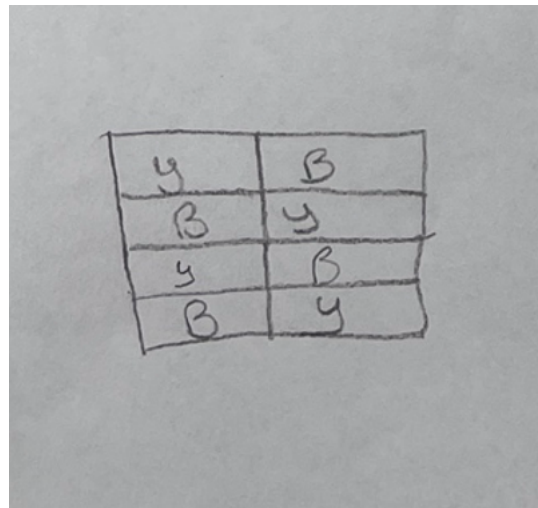
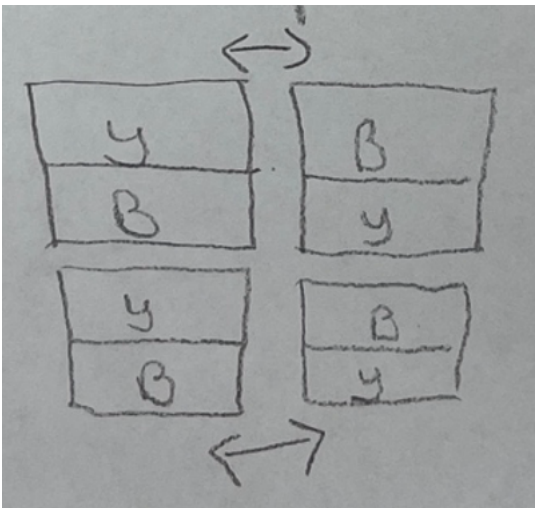
1 strip $2\frac{1}{2}$ " width of fabric – yellow in photo

1 strip $2\frac{1}{2}$ " width of fabric – blue in photo

Sew the 2 strips long sides together. Be careful about your $\frac{1}{4}$ inch.

From the above unit, cut 4 units that measure $4\frac{1}{2}$ " squares (this should use half the unit).


Lay out the block as pictured and sew together.



(This will also work with strips cut $2\frac{1}{2}$ " x 21")

Block 1 is done!



Block 2



With the leftovers from block one, cut that in half and sew the long sides together.



Then cut that unit into 2 1/2" pieces. Turn strips number 2 and 4 around and sew the pieces back together.



(This will also work with strips cut 2 1/2" x 21")

Block 2 is done!